


30W, AC-DC converter



RoHS

FEATURES

- 85 - 264V Universal AC or wide 100 - 370V DC Input
- 3×2 inch high power density
- Operating ambient temperature range: -25°C to +70°C
- Output short circuit, over-current, over-voltage protection
- High efficiency, high reliability
- Regulated output, Low output ripple & noise
- EMI performance meets CISPR32 / EN55032 CLASS B

LO30-10Bxx series is one of Mornsun's compact size power converter. It features universal AC input and at the same time accepts DC input voltage, low power consumption, high efficiency, high reliability, reinforced isolation. It offers good EMC performance compliant to IEC/EN61000-4 and CISPR32/EN55032 and meets EN/UL62368, EN/UL60335 standards. The converters are widely used in industrial, office and civil applications. For extremely harsh EMC environment, we recommend using the application circuit show in Design Reference of this datasheet.

Selection Guide

| Certification | Part No. | Output Power | Nominal Output Voltage and Current | Efficiency at 230VAC (%) Typ. | Capacitive Load (μF) Max. |
|-----------------|------------|--------------|------------------------------------|-------------------------------|---------------------------|
| CE (Pending) | LO30-10B03 | 13.5W | 3.3VDC/4100mA | 73 | 24000 |
| | LO30-10B05 | 20.5W | 5VDC/4100mA | 78 | 12000 |
| | LO30-10B09 | 30W | 9VDC/3333mA | 82 | 5600 |
| | LO30-10B12 | | 12VDC/2500mA | 84 | 5400 |
| | LO30-10B15 | | 15VDC/2000mA | 86 | 2400 |
| | LO30-10B24 | | 24VDC/1250mA | 87 | 1440 |
| | LO30-10B48 | | 48VDC/625mA | 88 | 600 |

Input Specifications

| Item | Operating Conditions | Min. | Typ. | Max. | Unit |
|---------------------|----------------------|-------------|------|------|------|
| Input Voltage Range | AC input | 85 | -- | 264 | VAC |
| | DC input | 100 | -- | 370 | VDC |
| Input Frequency | | 47 | -- | 60 | Hz |
| Input Current | 115VAC | -- | -- | 750 | mA |
| | 230VAC | -- | -- | 450 | |
| Inrush Current | 115VAC | -- | 20 | -- | A |
| | 230VAC | -- | 40 | -- | |
| Leakage Current | 240VAC/50Hz | 0.25mA Max. | | | |
| Hot Plug | | Unavailable | | | |

Output Specifications

| Item | Operating Conditions | Min. | Typ. | Max. | Unit |
|----------------------------|--------------------------------------|-----------------------------------|-------|------|------|
| Output Voltage Accuracy | 3.3V output | -- | ±3 | -- | % |
| | Other output | -- | ±2 | -- | |
| Line Regulation | Full load | -- | ±0.5 | -- | |
| Load Regulation | 0% to 100% Load | -- | ±1 | -- | |
| Ripple & Noise* | 20MHz bandwidth (peak-to-peak value) | -- | 50 | 100 | mV |
| Stand-by Power Consumption | | -- | -- | 0.5 | W |
| Temperature Coefficient | | -- | ±0.02 | -- | %/°C |
| Short Circuit Protection | | Hiccup, continuous, self-recovery | | | |
| Over-current Protection | | 110% - 300%Io, self-recovery | | | |

| | | | | | |
|-------------------------|--------------------|--|----|----|----|
| Over-voltage Protection | 3.3VDC/5VDC Output | ≤7.5VDC (Output voltage clamp or hiccup) | | | |
| | 9VDC Output | ≤15VDC (Output voltage clamp or hiccup) | | | |
| | 12VDC/15VDC Output | ≤20VDC (Output voltage clamp or hiccup) | | | |
| | 24VDC Output | ≤30VDC (Output voltage clamp or hiccup) | | | |
| | 48VDC Output | ≤60VDC (Output voltage clamp or hiccup) | | | |
| Minimum Load | | 0 | -- | -- | % |
| Hold-up Time | 115VAC input | -- | 10 | -- | ms |
| | 230VAC input | -- | 30 | -- | |

Note: * The "parallel cable" method is used for Ripple and noise test, please refer to AC-DC Converter Application Notes for specific information.

General Specifications

| Item | Operating Conditions | Min. | Typ. | Max. | Unit |
|-----------------------|----------------------|--|------|------|---------|
| Isolation | Input-Output | Electric Strength Test for 1min., leakage current <5mA | | | VAC |
| Operating Temperature | | -25 | -- | +70 | °C |
| Storage Temperature | | -25 | -- | +85 | |
| Storage Humidity | | -- | -- | 90 | %RH |
| Altitude | | -- | -- | 2000 | m |
| Soldering Temperature | Wave-soldering | 260 ± 5°C; time: 5 - 10s | | | |
| | Manual-welding | 360 ± 10°C; time: 3 - 5s | | | |
| Switching Frequency | | -- | 60 | -- | kHz |
| Power Derating | -25°C to -10°C | 1.0 | -- | -- | % / °C |
| | +50°C to +70°C | 3.0 | -- | -- | |
| | 85VAC - 140VAC | 0.55 | -- | -- | % / VAC |
| Safety Standard | | IEC62368/UL62368/EN62368/UL60335/EN60335 | | | |
| Safety Certification | | EN62368(Pending) | | | |
| Safety Class | | CLASS II | | | |
| MTBF | | MIL-HDBK-217F@25°C > 300,000 h | | | |

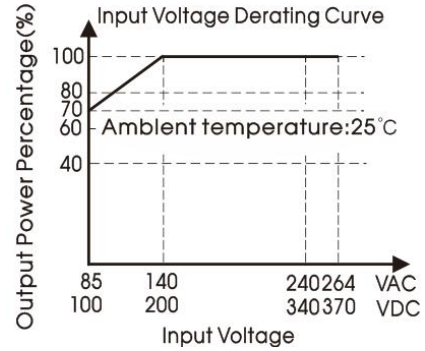
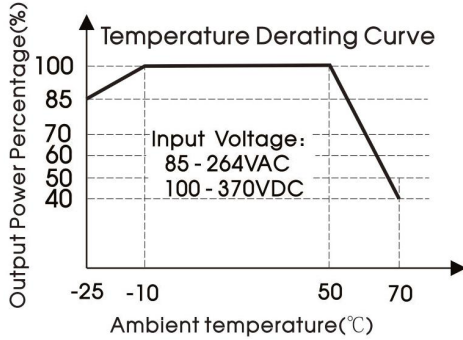
Mechanical Specifications

| | |
|----------------|--------------------------|
| Dimension | 76.20 x 50.80 x 27.00 mm |
| Weight | 62g(Typ.) |
| Cooling method | Free air convection |

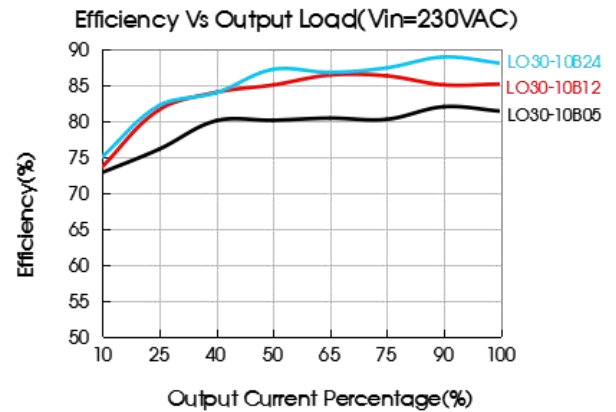
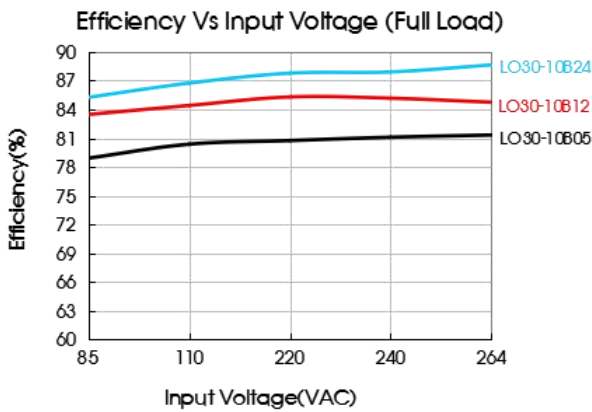
Electromagnetic Compatibility (EMC)

| Emissions | CE | CISPR32/EN55032 | CLASS B | |
|-----------|---|------------------|--------------------|------------------|
| | RE | CISPR32/EN55032 | CLASS B | |
| Immunity | ESD | IEC/EN61000-4-2 | Contact ±6 KV | perf. Criteria B |
| | RS | IEC/EN61000-4-3 | 10V/m | perf. Criteria A |
| | EFT | IEC/EN61000-4-4 | ± 2KV | perf. Criteria B |
| | Surge | IEC/EN61000-4-5 | line to line ±1 KV | perf. Criteria B |
| | CS | IEC/EN61000-4-6 | 10Vr.m.s | perf. Criteria A |
| | Voltage dips, short interruption and voltage variations | IEC/EN61000-4-11 | 0%, 70% | perf. Criteria B |

Product Characteristic Curve



Note: ① With an AC input between 85-140VAC and a DC input between 100-200VDC, the output power must be derated as per temperature derating curves;
② This product is suitable for applications using natural air cooling; for applications in closed environment please consult factory or one of our FAE.



Design Reference

1. Typical application

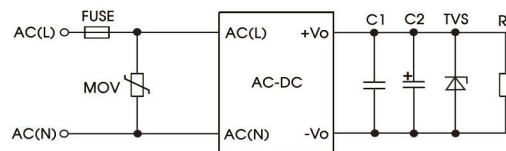


Fig. 1: Typical circuit diagram

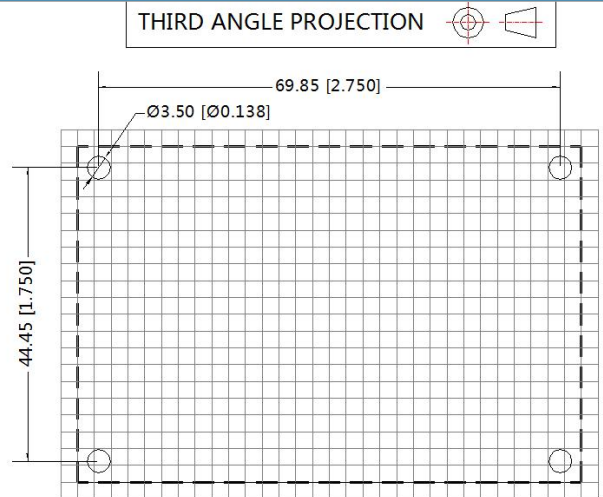
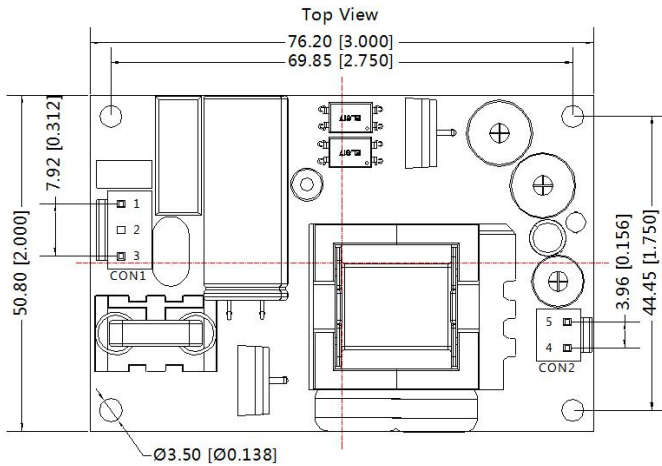
| Part No. | FUSE | MOV | C1 (μF) | C2 (μF) | TVS |
|------------|----------------------|---------|---------|---------|----------|
| LO30-10B03 | 2A/250V slow-blow | S14K300 | 0.1 | 22 | SMBJ7.0A |
| LO30-10B05 | | | | | SMBJ7.0A |
| LO30-10B09 | | | | | SMBJ12A |
| LO30-10B12 | | | | | SMBJ20A |
| LO30-10B15 | | | | | SMBJ20A |
| LO30-10B24 | | | | | SMBJ30A |
| LO30-10B48 | | | | | SMBJ64A |

Output Filter Components:

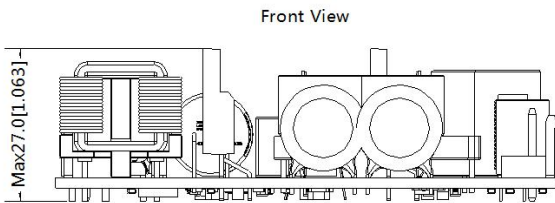
We recommend using an electrolytic capacitor with high frequency, and low ESR rating for C2 (refer to manufacture's datasheet). Choose a Capacitor voltage rating with at least 20% margin, in other words not exceeding 80%. C1 is a ceramic capacitor used for filtering high-frequency noise and TVS is a recommended suppressor diode to protect the application in case of a converter failure.

2. For additional information please refer to application notes on www.mornsun-power.com.

Dimensions and Recommended Layout



Note: Grid 2.54*2.54mm



Note:
Unit: mm[inch]
General tolerances: $\pm 0.50[\pm 0.020]$
In CON1 model: VH-3A, Recommend terminal: VH-3Y
Out CON2 model: VH-2A, Recommend terminal: VH-2Y
Mounting hole screwing torque: Max 0.4 N·m

| Pin-Out | | | |
|---------|----------|--|---|
| Pin | Function | Connector | Terminal |
| 1 | AC(L) | VH-3A or B2P3-VH or the same Spec. | VH-3Y or VHR-3N or the same Spec. |
| 2 | NoPin | | |
| 3 | AC(N) | | |
| 4 | -Vo | VH-2A or B2P-VH or the same Spec. | VH-2Y or VHR-2N or the same Spec. |
| 5 | +Vo | | |

- Note:
- For additional information on Product Packaging please refer to www.mornsun-power.com. Packaging bag number: 58220060;
 - Unless otherwise specified, parameters in this datasheet were measured under the conditions of $T_a=25^\circ\text{C}$, humidity<75% with nominal input voltage and rated output load;
 - All index testing methods in this datasheet are based on our Company's corporate standards;
 - We can provide product customization service, please contact our technicians directly for specific information;
 - Products are related to laws and regulations: see "Features" and "EMC";
 - Our products shall be classified according to ISO14001 and related environmental laws and regulations, and shall be handled by qualified units.

Mornsun Guangzhou Science & Technology Co., Ltd.

Address: No. 5, Kehui St. 1, Kehui Development Center, Science Ave., Guangzhou Science City, Luogang District, Guangzhou, P. R. China
Tel: 86-20-38601850 Fax: 86-20-38601272 E-mail: sales@mornsun.cn www.mornsun-power.com